



**BISON PRECAST**

a Forterra brand

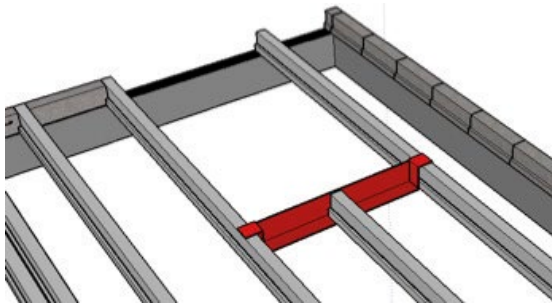
# TECHNICAL GUIDANCE NOTE

Trimmer angles - 4 April 2017

This Guidance Note is intended to show the use of Trimmer Angles and how to identify them.

## What is a Trimmer Angle?


A Trimmer Angle is a steel fabrication used to 'trim' around openings in floors. The angle provides a bearing surface for building elements (e.g. beams) and transmits the load to supports at either end of the trimmer.



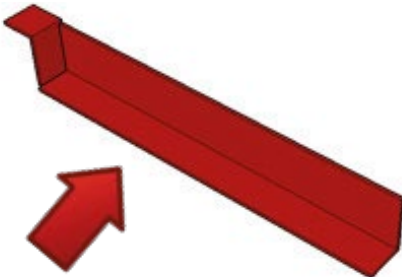
## Types of Trimmer Angle

There are four main types of trimmer angle as shown below:

- Standard – has angles forming supports at both ends



- Left hand – when viewed with the horizontal bearing surface facing you, this trimmer has an angle on the left hand end only.





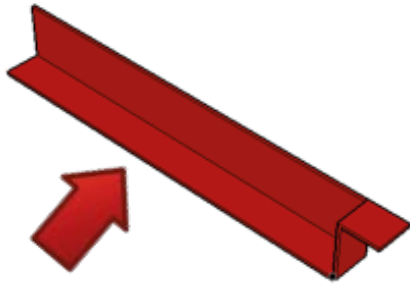
**BISON PRECAST**

a Forterra brand

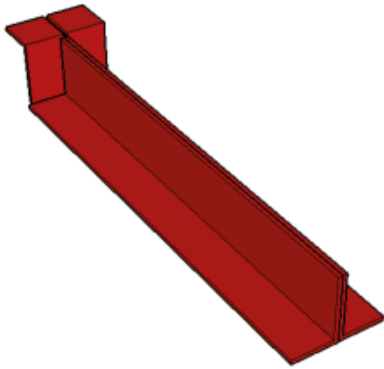
# TECHNICAL GUIDANCE NOTE

Trimmer angles - 4 April 2017

- Right hand - when viewed with the horizontal bearing surface facing you, this trimmer has an angle on the right hand end only.



- Back to back – has two sets of steel angle welded 'back to back' to form support from both sides.



## Identificaton of trimmer angles

Trimmers all have a standard form of identification painted onto them.

