

THE BRICK MATCHING GUIDE

LONDON
BRICK



a Forterra brand

EASY BRICK MATCHING FOR YOUR EXTENSION, RENOVATION OR RESTORATION PROJECT

The Original London Brick has been used in the construction of over 5 million homes.

Builders and specifiers can be confident of the product's ability to colour match existing dwellings and provide quality and reliability, founded on over 140 years of brick making expertise.

The range has a variety of colours and textures, from the classic Rustic brick, symbolic of the housing boom in the second half of the 20th century, through to yellows and buffs, such as Saxon Gold and Hereward Light.

There are 23 bricks available in the standard 65mm size, with 4 types available in 73mm.

t: 0330 123 1017
e: bricks@forterra.co.uk
w: forterra.co.uk

The reproduction of colours and textures shown in this brochure is only as accurate as the printing process will allow. Photographic samples should be used when shortlisting products but we advise that an actual sample is seen before ordering.

A MATCH LIKE NO OTHER

Contents

History of London Brick	4-5
Reds	6-27
Bufs	28-35
Yellows	36-43
Blacks and Greys	44-51
Mortar and bricklaying	52
Site practice	53
Brick specials	54

THE HISTORY OF LONDON BRICK

London Brick has been the original choice for professional builders since 1877. Used to build around one in five houses in the UK, it is an essential element of residential renovation, maintenance and repair.

It is manufactured exclusively by Forterra, with its distinctive 'frog' design making it easier to cut, handle and lay.

London Brick has long been associated with economic re-generation. From the construction of the railways in the 19th century, to meeting the post-war housing crisis

head-on, the brand has been integral to UK industrial strategy throughout its lifecycle.

London Brick has been in production for over 140 years and Forterra is its sole manufacturer.

Used in approximately 23% of England's housing stock, it is made from raw material millions of years old, the excavation of which has changed the landscape, created thousands of jobs, helped in the construction of some of our most recognisable buildings, and even created a wildlife reserve.

Increased production saw output reach 16 million bricks per day after the Second World War.

Today, London Brick is produced almost exclusively for the residential renovation, maintenance and improvement (RM&I) market.



CHILTERN

Manufactured to BS EN 771-1

Brick type

Category II, HD, Clay Masonry Unit

Water absorption

≤ 23%

Dry weight per brick

1.95kg

Standard work size

215 x 102.5 x 65mm

Durability

F1

Pack size

390

Dimensional tolerances

Tolerance category: T2
Range category: R1

Active soluble salt content

S2

Compressive strength

≥ 25N/mm²

Configuration

Frogged 15-20% voids



CHILTERN

CLAYDON RED MULTI

Manufactured to BS EN 771-1

Brick type

Category II, HD, Clay Masonry Unit

Water absorption

≤ 23%

Dry weight per brick

1.95kg

Standard work size

215 x 102.5 x 65mm

Durability

F1

Pack size

390

Dimensional tolerances

Tolerance category: T2

Range category: R1

Active soluble salt content

S2

Compressive strength

≥ 25N/mm²

Configuration

Frogged 15-20% voids

THE ORIGINAL
LONDON
BRICK

CLAYDON RED MULTI

GEORGIAN

Manufactured to BS EN 771-1

Brick type

Category II, HD, Clay Masonry Unit

Water absorption

≤ 23%

Dry weight per brick

1.95kg

Standard work size

215 x 102.5 x 65mm

Durability

F1

Pack size

390

Dimensional tolerances

Tolerance category: T2
Range category: R1

Active soluble salt content

S2

Compressive strength

≥ 25N/mm²

Configuration

Frogged 15-20% voids



GEORGIAN

HEATHER

Manufactured to BS EN 771-1

Brick type

Category II, HD, Clay Masonry Unit

Water absorption

≤ 23%

Dry weight per brick

1.95kg

Standard work size

215 x 102.5 x 65mm

Durability

F1

Pack size

390

Dimensional tolerances

Tolerance category: T2
Range category: R1

Active soluble salt content

S2

Alternative sizes

65 & 73mm ↑

This brick is available in both
65mm and 73mm height

Compressive strength

≥ 25N/mm²

Configuration

Frogged 15-20% voids

THE ORIGINAL
LONDON
BRICK

HEATHER

REGENCY

Manufactured to BS EN 771-1

Brick type

Category II, HD, Clay Masonry Unit

Water absorption

≤ 23%

Dry weight per brick

1.95kg

Standard work size

215 x 102.5 x 65mm

Durability

F1

Pack size

390

Dimensional tolerances

Tolerance category: T2
Range category: R1

Active soluble salt content

S2

Compressive strength

≥ 25N/mm²

Configuration

Frogged 15-20% voids

THE ORIGINAL
LONDON
BRICK

REGENCY

RUSTIC

Manufactured to BS EN 771-1

Brick type
Category II, HD, Clay Masonry Unit

Water absorption
≤ 23%

Dry weight per brick
1.95kg

Standard work size
215 x 102.5 x 65mm

Durability
F1

Pack size
390

Dimensional tolerances
Tolerance category: T2
Range category: R1

Active soluble salt content
S2

Alternative sizes

65 & 73mm ↑

This brick is available in both
65mm and 73mm height

Compressive strength
≥ 25N/mm²

Configuration
Frogged 15-20% voids



RUSTIC

RUSTIC ANTIQUE

Manufactured to BS EN 771-1

Brick type

Category II, HD, Clay Masonry Unit

Water absorption

≤ 23%

Dry weight per brick

1.95kg

Standard work size

215 x 102.5 x 65mm

Durability

F1

Pack size

390

Dimensional tolerances

Tolerance category: T2
Range category: R1

Active soluble salt content

S2

Alternative sizes

65 & 73mm ↑

This brick is available in both
65mm and 73mm height

Compressive strength

≥ 25N/mm²

Configuration

Frogged 15-20% voids

THE ORIGINAL
LONDON
BRICK

RUSTIC ANTIQUE

SANDFACED

Manufactured to BS EN 771-1

Brick type

Category II, HD, Clay Masonry Unit

Water absorption

≤ 23%

Dry weight per brick

1.95kg

Standard work size

215 x 102.5 x 65mm

Durability

F1

Pack size

390

Dimensional tolerances

Tolerance category: T2
Range category: R1

Active soluble salt content

S2

Compressive strength

≥ 25N/mm²

Configuration

Frogged 15-20% voids

THE ORIGINAL
LONDON
BRICK

SANDFACED

SUNSET RED

Manufactured to BS EN 771-1

Brick type

Category II, HD, Clay Masonry Unit

Water absorption

≤ 23%

Dry weight per brick

1.95kg

Standard work size

215 x 102.5 x 65mm

Durability

F1

Pack size

390

Dimensional tolerances

Tolerance category: T2
Range category: R1

Active soluble salt content

S2

Compressive strength

≥ 25N/mm²

Configuration

Frogged 15-20% voids



SUNSET RED

TUDOR

Manufactured to BS EN 771-1

Brick type

Category II, HD, Clay Masonry Unit

Water absorption

≤ 23%

Dry weight per brick

1.95kg

Standard work size

215 x 102.5 x 65mm

Durability

F1

Pack size

390

Dimensional tolerances

Tolerance category: T2
Range category: R1

Active soluble salt content

S2

Alternative sizes

65 & 73mm ↑

This brick is available in both
65mm and 73mm height

Compressive strength

≥ 25N/mm²

Configuration

Frogged 15-20% voids

THE ORIGINAL
LONDON
BRICK

TUDOR

WINDSOR

Manufactured to BS EN 771-1

Brick type

Category II, HD, Clay Masonry Unit

Water absorption

≤ 23%

Dry weight per brick

1.95kg

Standard work size

215 x 102.5 x 65mm

Durability

F1

Pack size

390

Dimensional tolerances

Tolerance category: T2
Range category: R1

Active soluble salt content

S2

Compressive strength

≥ 25N/mm²

Configuration

Frogged 15-20% voids

THE ORIGINAL
LONDON
BRICK

WINDSOR

HEREWARD LIGHT

Manufactured to BS EN 771-1

Brick type

Category II, HD, Clay Masonry Unit

Water absorption

≤ 23%

Dry weight per brick

1.95kg

Standard work size

215 x 102.5 x 65mm

Durability

F1

Pack size

390

Dimensional tolerances

Tolerance category: T2

Range category: R1

Active soluble salt content

S2

Compressive strength

≥ 25N/mm²

Configuration

Frogged 15-20% voids



HEREWARD LIGHT

HONEY BUFF

Manufactured to BS EN 771-1

Brick type

Category II, HD, Clay Masonry Unit

Water absorption

≤ 23%

Dry weight per brick

1.95kg

Standard work size

215 x 102.5 x 65mm

Durability

F1

Pack size

390

Dimensional tolerances

Tolerance category: T2

Range category: R1

Active soluble salt content

S2

Compressive strength

≥ 25N/mm²

Configuration

Frogged 15-20% voids

THE ORIGINAL
LONDON
BRICK

HONEY BUFF

MILTON BUFF

Manufactured to BS EN 771-1

Brick type

Category II, HD, Clay Masonry Unit

Water absorption

≤ 23%

Dry weight per brick

1.95kg

Standard work size

215 x 102.5 x 65mm

Durability

F1

Pack size

390

Dimensional tolerances

Tolerance category: T2
Range category: R1

Active soluble salt content

S2

Compressive strength

≥ 25N/mm²

Configuration

Frogged 15-20% voids



MILTON BUFF

NENE VALLEY STONE

Manufactured to BS EN 771-1

Brick type

Category II, HD, Clay Masonry Unit

Water absorption

≤ 23%

Dry weight per brick

1.95kg

Standard work size

215 x 102.5 x 65mm

Durability

F1

Pack size

390

Dimensional tolerances

Tolerance category: T2
Range category: R1

Active soluble salt content

S2

Compressive strength

≥ 25N/mm²

Configuration

Frogged 15-20% voids



NENE VALLEY STONE

GOLDEN BUFF

Manufactured to BS EN 771-1

Brick type

Category II, HD, Clay Masonry Unit

Water absorption

≤ 23%

Dry weight per brick

1.95kg

Standard work size

215 x 102.5 x 65mm

Durability

F1

Pack size

390

Dimensional tolerances

Tolerance category: T2
Range category: R1

Active soluble salt content

S2

Compressive strength

≥ 25N/mm²

Configuration

Frogged 15-20% voids



GOLDEN BUFF

IRONSTONE

Manufactured to BS EN 771-1

Brick type

Category II, HD, Clay Masonry Unit

Water absorption

≤ 23%

Dry weight per brick

1.95kg

Standard work size

215 x 102.5 x 65mm

Durability

F1

Pack size

390

Dimensional tolerances

Tolerance category: T2

Range category: R1

Active soluble salt content

S2

Compressive strength

≥ 25N/mm²

Configuration

Frogged 15-20% voids

THE ORIGINAL
LONDON
BRICK

IRONSTONE

LONGVILLE STONE

Manufactured to BS EN 771-1

Brick type

Category II, HD, Clay Masonry Unit

Water absorption

≤ 23%

Dry weight per brick

1.95kg

Standard work size

215 x 102.5 x 65mm

Durability

F1

Pack size

390

Dimensional tolerances

Tolerance category: T2

Range category: R1

Active soluble salt content

S2

Compressive strength

≥ 25N/mm²

Configuration

Frogged 15-20% voids

THE ORIGINAL
LONDON
BRICK

LONGVILLE STONE

SAXON GOLD

Manufactured to BS EN 771-1

Brick type

Category II, HD, Clay Masonry Unit

Water absorption

≤ 23%

Dry weight per brick

1.95kg

Standard work size

215 x 102.5 x 65mm

Durability

F1

Pack size

390

Dimensional tolerances

Tolerance category: T2
Range category: R1

Active soluble salt content

S2

Compressive strength

≥ 25N/mm²

Configuration

Frogged 15-20% voids

THE ORIGINAL
LONDON
BRICK

SAXON GOLD

BRINDLE

Manufactured to BS EN 771-1

Brick type

Category II, HD, Clay Masonry Unit

Water absorption

≤ 23%

Dry weight per brick

1.95kg

Standard work size

215 x 102.5 x 65mm

Durability

F1

Pack size

396

Dimensional tolerances

Tolerance category: T2
Range category: R1

Active soluble salt content

S2

Compressive strength

≥ 25N/mm²

Configuration

Frogged 15-20% voids

THE ORIGINAL
LONDON
BRICK

BRINDLE

BRECKEN GREY

Manufactured to BS EN 771-1

Brick type

Category II, HD, Clay Masonry Unit

Water absorption

≤ 23%

Dry weight per brick

1.95kg

Standard work size

215 x 102.5 x 65mm

Durability

F1

Pack size

390

Dimensional tolerances

Tolerance category: T2
Range category: R1

Active soluble salt content

S2

Compressive strength

≥ 25N/mm²

Configuration

Frogged 15-20% voids

THE ORIGINAL
LONDON
BRICK

BRECKEN GREY

COTSWOLD

Manufactured to BS EN 771-1

Brick type

Category II, HD, Clay Masonry Unit

Water absorption

≤ 23%

Dry weight per brick

1.95kg

Standard work size

215 x 102.5 x 65mm

Durability

F1

Pack size

390

Dimensional tolerances

Tolerance category: T2
Range category: R1

Active soluble salt content

S2

Compressive strength

≥ 25N/mm²

Configuration

Frogged 15-20% voids

THE ORIGINAL
LONDON
BRICK

COTSWOLD

DAPPLE LIGHT

Manufactured to BS EN 771-1

Brick type

Category II, HD, Clay Masonry Unit

Water absorption

≤ 23%

Dry weight per brick

1.95kg

Standard work size

215 x 102.5 x 65mm

Durability

F1

Pack size

390

Dimensional tolerances

Tolerance category: T2
Range category: R1

Active soluble salt content

S2

Compressive strength

≥ 25N/mm²

Configuration

Frogged 15-20% voids

THE ORIGINAL
LONDON
BRICK

DAPPLE LIGHT


MORTAR AND BRICKLAYING

- Do not build at or near freezing conditions
- Lay London bricks frog upwards for maximum strength and density, and also for maximum rain penetration protection; when neither is required, as in most low-rise dwellings, bricks may be laid frog down


Mortar mixes for London bricks

Internal and external from DPC to eaves:
(Class M4 Designation iii) 1 : 6 Portland Cement : sand + plasticiser or 1 : 1 : 6 Portland Cement : lime : sand + plasticiser.


Note: For rendered brickwork use sulphate-resisting cement.




Protect work under construction from weather.




Batch materials in measured volumes.




Fill all joints.



Avoid over tapping newly laid bricks.



Avoid mortar stains.

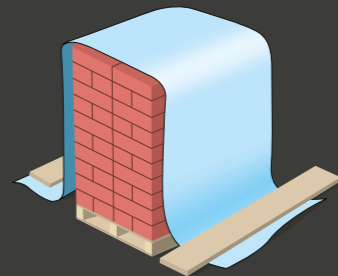


Dress mortar joint with a mortar finishing tool.

SITE PRACTICE

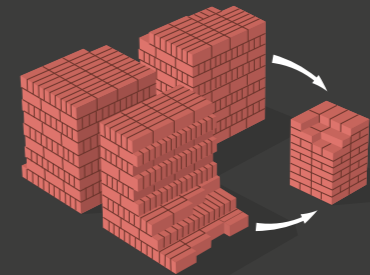
Brick storage

Bricks should be stored on a level, free draining surface that is protected from the elements. Polythene wrapping provides protection from the weather, if this is removed for inspection it needs to be replaced or alternative protection needs to be provided.



Blending bricks


Bricks should be loaded-out from a minimum of 3 packs and it is advisable to draw from the packs in vertical rather than horizontal slices. Doing this helps avoid colour patchiness or banding in the brickwork.



Protection of newly built brickwork

When work stops or is interrupted by inclement weather conditions, brickwork should be protected immediately with polythene sheeting that is held in place with a suitable fixing. If new brickwork is not protected, lime stains, efflorescence, patchy mortar colour and brickwork can occur.

Bricklaying should stop when the temperature falls below 3°C and when frost is imminent.



CRADLEY
SPECIAL BRICK

BRICK SPECIALS

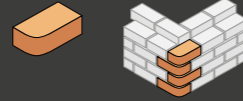
We do not recommend London bricks for use as copings or sills so Forterra has produced a complementary range of special shaped bricks.

Alternatively, we maintain a select range of specials in smooth red and smooth blue. These are ideal for garden walls, conservatories and other design features to add the finishing touches and give added protection to the brickwork.

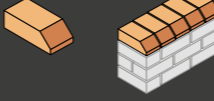
AN.1 Squint (left or right hand)




BN.1 Single bullnose (left or right hand)




PL.2 Plinth header



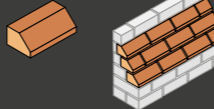
AN.5 Single cant (left or right hand)



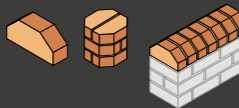
BN.2 Double bullnose



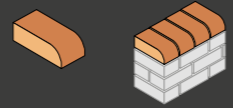
PL.3 Plinth stretcher



AN.6 Double cant



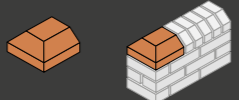
BN.5 Single bullnose header on flat




PL.4 Plinth internal return - long (left or right hand)



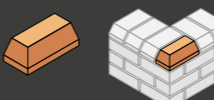
AN.12 Double cant stop end (square corners on bed)



BN.19 External return to double bullnose on edge and to bullnose double header on flat (square corners on bed)



PL.7 Plinth external return (left or right hand)



forterra.co.uk

Forterra is a leading manufacturer of a diverse range of clay and concrete building products, used extensively within the construction sector, and employs over 1,900 people across 17 manufacturing facilities in the UK.

It is the second largest brick and aircrete block manufacturer in the country and the only producer of the iconic London Brick. Other trusted brands from Forterra include Thermalite, Conbloc, Ecostock, Butterley, Cradley, Red Bank, Bison Precast, Jetfloor and Formpave.

forterra.co.uk

Forterra
222 Peterborough Road
Whittlesey
Cambridgeshire
PE7 1PD

t: 0330 123 1017
f: 01733 206 040
e: bricks@forterra.co.uk
w: forterra.co.uk



forterra.co.uk